

Gaze Analyzing Perimeter

GAP

GAP-screener



# GAP/GAP-screener

## Gaze Analyzing Perimeter



Making  
Visual Field Testing  
Easier & More Accessible

### Easy & Handy




This method reduces the examinee's burden by eliminating the need for fixation.

### Time-saving



Quick and easy testing method enables go-show/walk in examinations.

### Space-saving



The light-weight goggle-type monitor eliminates the need for a darkroom and is easy to handle.

## No central fixation, Reducing the burden on the examinee

### Less Strain for Examinees

GAP-screener is a "gaze analysis type" of perimeter using eye-tracking technology, a measurement method that allows examination simply by following the dot with eyes. Since the system does not require long-term gaze fixation and button operation, it can prevent fatigue for the examinee.

### Less Workload for Operators

Explain of the test procedure is easy. Since no button operations by the examinee, the operator does not need to stand by the examinee during the test for the entire time.



### Simple Maintenance

The head part can be sanitized with alcohol

### ■ Gaze Analyzing Perimeter:

This system detects the center of the examinee's pupil in real time from images taken by an infrared camera built into a head mounted monitor. This is a type of visual field perimeter that uses AI technology to analyze the pupil's movements (gaze) as when they look at the dots displayed irregularly on the OLED display, the system determines whether the patient can see or not, based on saccadic and other features.

---

## Space-saving, No darkroom required, Portable


---

### Can be Used Anywhere

Only a PC and goggles are required to perform the test. This does not only save a lot of space as compared with conventional perimeters, it can be used anywhere, since a dark room environment is not required.

### In a comfortable position

A chinrest is not required, and the test can be performed in positions that were previously difficult for visual field testing, such as bedsides, wheelchair, couches, and sofas.



---

## Eye movement analysis and Response switch methods

---

### Close to Objective Test

It is a near-objective test method analyzing eye movement tracking in a reflective manner. This reduces the risk of false positives, such as “I feel like I saw a target and pressed a button.”

### Corresponding to response switch

For examiners who are fatigued by eye movements or have drooping eyelids, a test mode with central fixation and response switch is also available.



---

## Time-based data reference

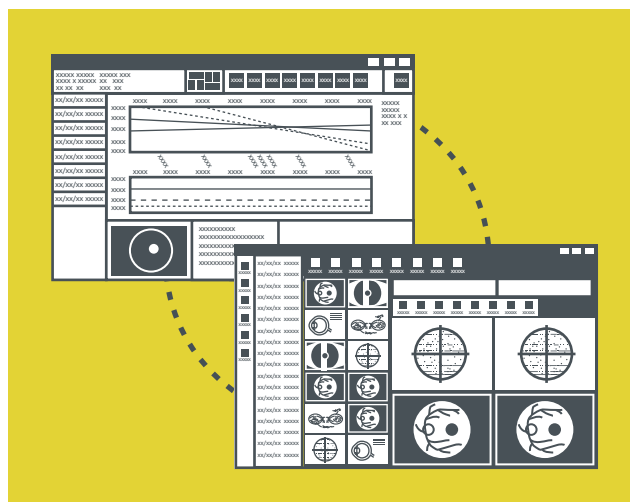
---

### Equipped with a viewer

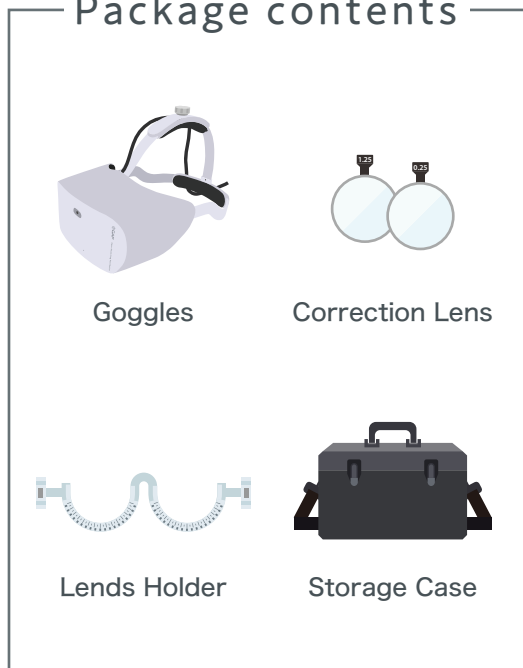
Since FINDEX has been providing ophthalmology solutions such as the Claiio image filing system, it can also provide powerful support for referencing data over time. As a standard feature, we provide a dedicated viewer that allows users to view time series, comparative displays, and score graphs.

### Scalability

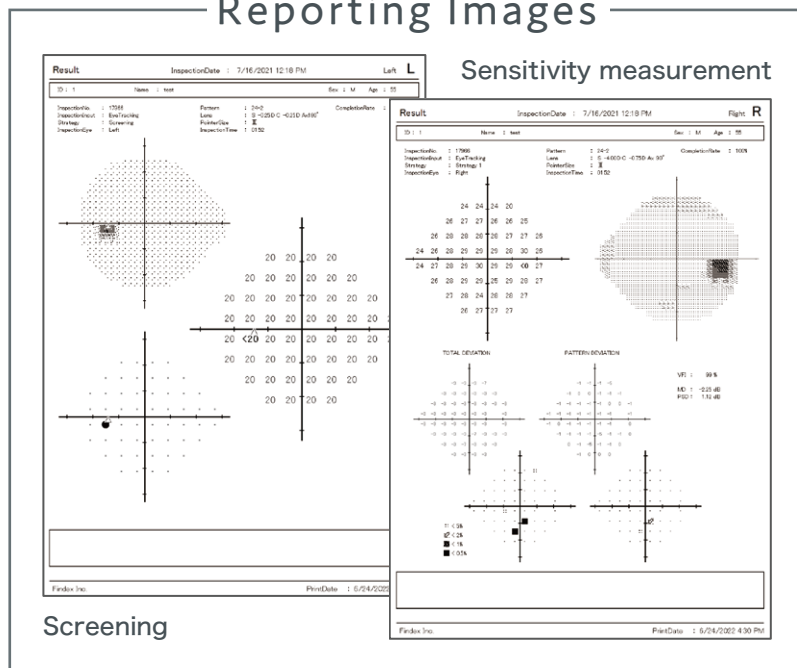
When used in combination with the Claiio image filing system, the results can be viewed together with fundus photographs and OCT.



## Package contents



## Reporting Images



	GAP	GAP-screener
Threshold test (Sensitivity measurement)	30-2, 24-2, 10-2	—
Dark-spot detection test (Screening)	30-2, 24-2, 10-2	
Size of visual indicator	Goldman II - V	
Maximum brightness	3,000cd/m <sup>2</sup>	
Body size (Goggle portion)	122(H)mm × 201(W)mm × 148(D)mm (Excluding Headband and Cables)	
Body weight (Goggle portion)	400g (Excluding Cables)	
Age of measurement	Age 13 and over	
Details of corrective lenses	SPH±0.5~10.0D CYL±2.0~6.0D	SPH±0.5~10.0D

Product name : 視線分析型視野計 ゲイズ アナライジング ペリメーター GAP  
 Registration number : 38B2X10003000002

Product name : 視線分析型視野計 ゲイズ アナライジング ペリメーター GAP-screener  
 Registration number : 38B2X10003000003

- Specifications and designs shown in this catalog are subject to change without prior notice.
- The contents of this catalog are as of June 2022.



**FINDEX Inc.**  
<https://findex.co.jp/en/>

Tokyo Sankei Bldg 26F, 1-7-2 Otemachi, Chiyoda-Ku,  
 Tokyo, 100-0004 Japan  
 TEL:+81-3-6271-8958 FAX:+81-3-6271-8959